

# Chaînes simples de suspension

63 a 220 KV, sans protection

# Single suspension strings

63 to 220 KV, without protection

# Cadenas de suspension sencillas

63 hasta 220 KV. sin proteccion

TRANSPORT  
TRANSMISSION LINES  
TRANSPORTE

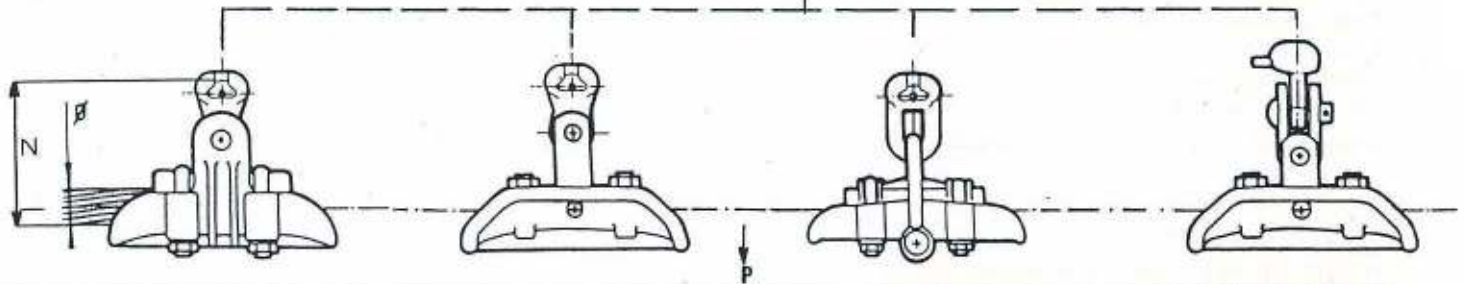
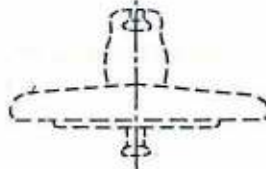
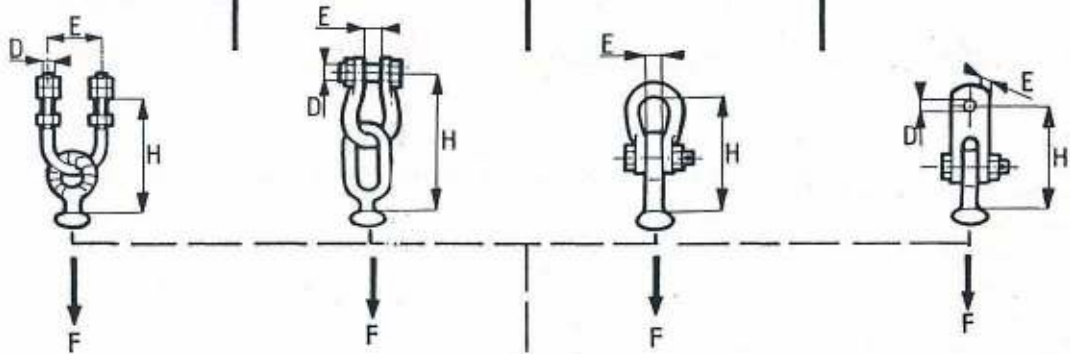


1003-02

8710

## CARACTÉRISTIQUES TECHNIQUES / TECHNICAL DATA / DATOS TECNICOS

Isolateur	Norme/Standard/Norma							
	16	20	16	20	16	20	16	20
	16	20	16	20	16	20	16	20
H (mm)	150	200	188	225	130	175	130	145
F (daN)	12000	16500	12000	16500	12000	16500	12000	16500
D (mm)	18	20	16	18			16	18
E (mm)	70	70	20	20			22	22
Poids Weight (kg) Peso	1,055	1,510	1,125	1,510	0,850	1,325	1,105	1,415



Ø mm	mini	8	14	23	40	12	14	25	35	4	13,5	19,6	22,7	12	14	25	35
	maxi	18,5	23	35	50	18	26	38	52	12,2	19,6	22,5	33	18	26	38	52
P (daN)		8000	8000	12000	12000	8000	8000	12000	12000	3000	7000	10000	12000	8000	8000	12000	12000
N (mm)		130	130	142	153	149	153	169	176	135	142	175	175	189	193	214	231
16	Poids Weight (kg) Peso	1,615	1,780	2,355	2,830	2,365	2,335	3,315	3,550	1,105	1,560	2,185	2,670	2,995	2,965	3,905	4,095
20	N (mm)	140	140	152	163	159	163	179	186	143	150	183	183	199	203	224	241
20	Poids Weight (kg) Peso	1,980	2,180	2,795	3,340	2,765	2,735	3,755	4,060	1,380	1,835	2,460	2,945	3,360	3,330	4,270	4,460

# Chaînes simples de suspension

63 a 220 KV, sans protection

## Single suspension strings

63 to 220 KV, without protection

## Cadenas de suspension sencillas

63 hasta 220 KV, sin proteccion

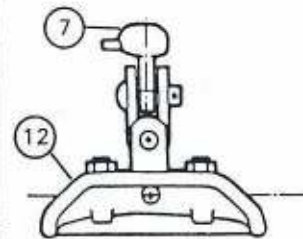
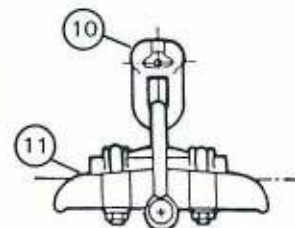
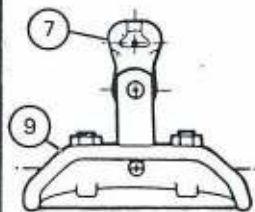
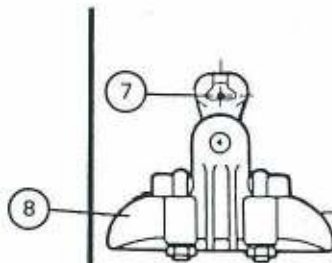
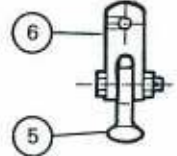
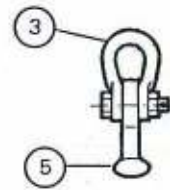
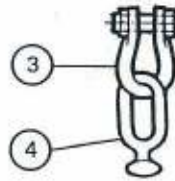
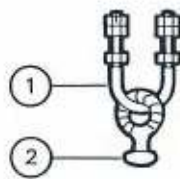
TRANSPORT  
TRANSMISSION LINES  
TRANSPORTE



1003-03  
8710

### RÉFÉRENCES / CAT. NB / REFERENCIAS

	16	20	16	20	16	20	16	20
①	E 18.70	E 20.70						
② ④ ⑤	OR 16	OR 20	OR 16 OL	OR 20 O	OR 16 T	OR 20T	OR 16T	OR 20T
③			M7B 20	M18B	M7B 20	M18B		
⑥							CA 120FB	CA 160FB



⑦	BS 16T	BS 16T 22	BS 16T 34	BS 16T 50	BS 16T 22	BS 16T 22	BS 16T 34	BS 16T 50	BS16 O					BS16 T				
	⑩								BS20 O					BS20 T				
⑧	AR 1D 18*	AR 1D 22*	AR 1D 35*	AR 1D 45*	AE 2D 12-18-2*	AE 2D 14-26-2*	AE 2D 25-38-2*	AE 2D 35-52-2*	4D 76 M300*	4D 147 M300*	4D 228 M2*	4D 301 M15*	4D 612 M15*	AE 2D 12-18-3*	AE 2D 14-26-3*	AE 2D 25-38-3*	AE 2D 35-52-3*	
	⑨																	
⑪																		
	⑫																	
∅ (mm) mini		8	14	23	40	12	14	25	36	4	9,45	13,5	19,6	22,7	12	14	25	36
	maxi	18,5	23	35	50	18	26	38	52	12,2	16,5	19,6	22,5	33	18	26	38	52

\* Ajouter B ou R par boulon ou axe rivet (ex AR1D 18B)  
Add B or R for bolt or rivet (i.e. AR1D 18B)  
Añadir B o R para perno o remache (ex AR1D 18B)